

FS-C/CO/CS

## CORNER SECTION

Flexi-Serve mobile ambient additional sections to allow you to build the perfect configuration.

Use as a single servery or combine with other Flexi-Serve modules to create your perfect counter layout.

Flexi-Serve can be further customised using a selection of accessories and bespoke finishes to maximise function, style and branding.


**FLEXI / SERVE**
 **MADE IN BRITAIN**

Model Specification	FS-C	FS-CO	FS-CS
Dimensions (w x d x h) mm	1500x495x900	1500x495x900	700x700x900
Weight Packed (kg)	80	80	80
Weight Unpacked (kg)	65	65	65
Dimensions incl. Trayslide	1500x778x900	N/A	700x983x900

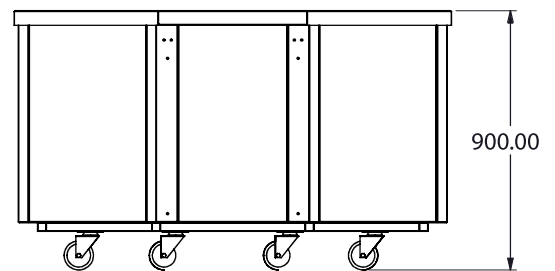
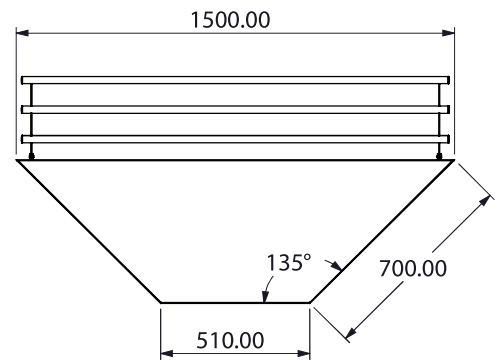
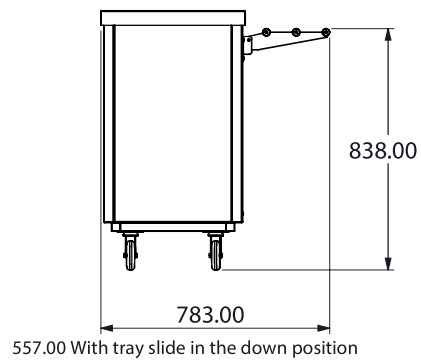
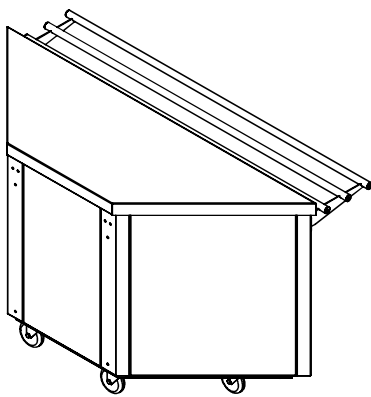
## FEATURES

- Allows you to build the perfect configuration
- 4 locking castors makes it easy to move for cleaning and storage
- Manufactured from high grade stainless steel
- Various colour fascia panels available

## CORNER SECTIONS

### FS-C LINE DRAWING

Dimensions in mm

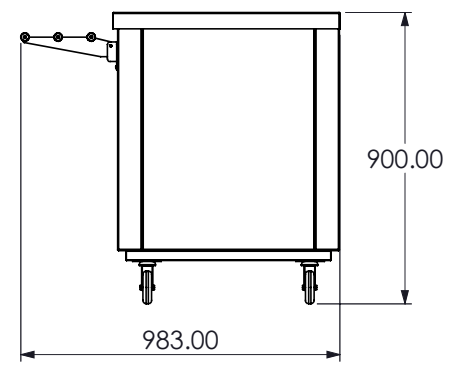
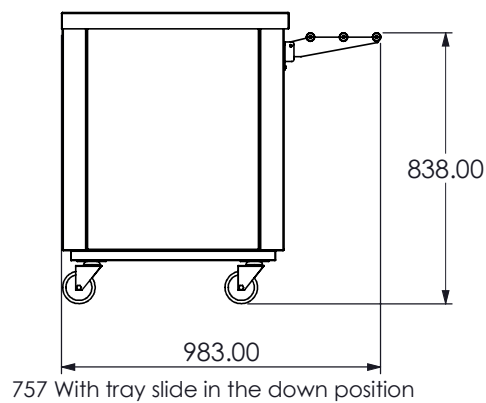
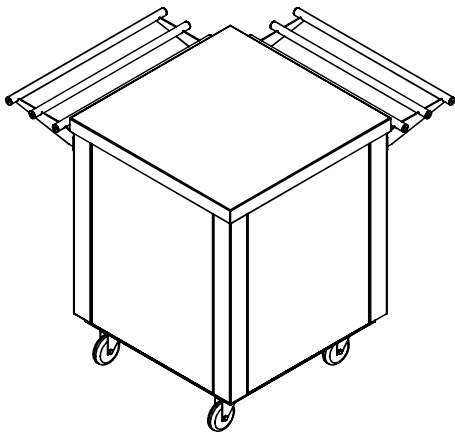
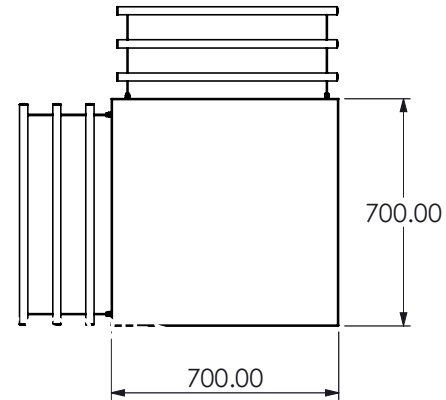


### AVAILABLE ACCESSORIES

- Tubular or plain drop-down tray rails (for the FS-C and FS-CS options only)
- 3M wrapped panels for bespoke finishes

## CORNER SECTIONS

### FS-CS LINE DRAWING



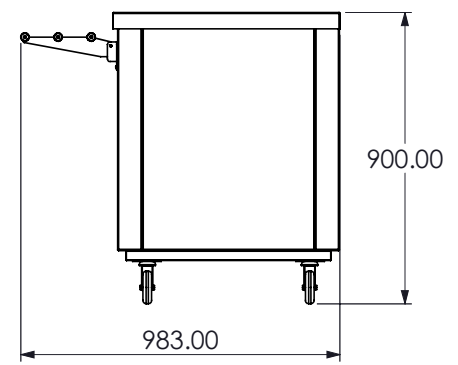
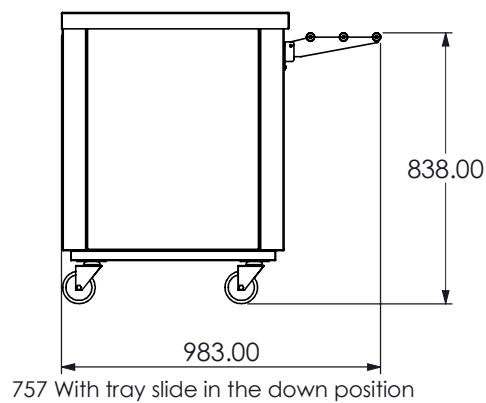
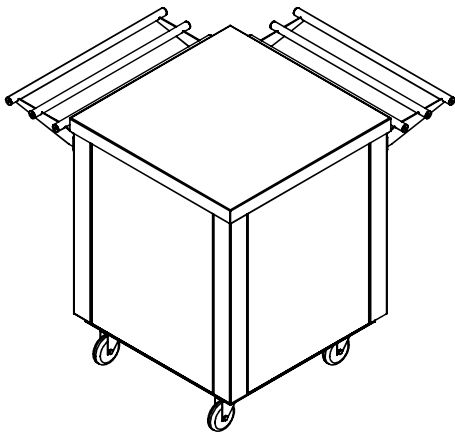
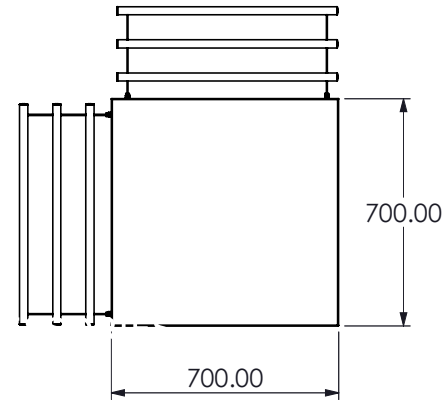
Dimensions in mm

### AVAILABLE ACCESSORIES

- Tubular or plain drop-down tray rails (for the FS-C and FS-CS options only)
- 3M wrapped panels for bespoke finishes

## CORNER SECTIONS

### FS-CO LINE DRAWING



Dimensions in mm

### AVAILABLE ACCESSORIES

- Tubular or plain drop-down tray rails (for the FS-C and FS-CS options only)
- Height adjustable legs, kick trims and infill panels for suited units
- 3M wrapped panels for bespoke finishes
- Push / pull handles